

How-to-do

**How to subscribe to (and read) an RSS Feed**

An RSS feed is an update of changes made on a website and sent to you directly if you subscribe to it. This allows you to know about changes without having to go to the website and check it. You can subscribe to RSS feeds from many websites and have them all collected in one place, your RSS reader.

You must have an RSS reader programme, either a dedicated reader (such as Google Reader, Feed Demon, etc.) or another programme which includes the RSS reader functionality (such as the email programme Microsoft Outlook or Microsoft's Internet Explorer).

To read about RSS and dedicated reader programmes (you can also download them here), go to this [CNET review](#).


To have an RSS feed sent to you, you must first subscribe to it on the website you wish to follow (all websites don't have one, but this IFS website does). To subscribe you click on the RSS button or icon which looks like this:  (on some websites it is orange colour).

Fig. 1 is an illustration of the IFS Home page, showing the RSS button at the top of the blog.



Fig. 1 The IFS Home page showing the RSS button

**Subscribing to RSS Feeds**

When you click on the RSS button, you will be brought to the subscribe page, which will have a slightly different appearance, depending on which browser you are using. Here you will see the items that have been sent recently in the RSS feed, and you will be able to subscribe to the feed.

Fig. 2 shows this page in Internet Explorer.



Fig. 2 The RSS subscribe page, as seen in Internet Explorer

When you click on 'Subscribe to this feed' (or there may be a button called 'Subscribe now' – if you use Firefox) you will have to choose which reader you are going to use. You may have a choice of different ones depending on what is installed on your computer.

You can always change this later if you want, so just choose one that is available now, but remember what you have chosen.

**Reading RSS Feeds**

Go to the programme that you chose as your RSS reader and you should find the IFS RSS feed available there.

In most reader programmes, it is possible to subscribe to an RSS feed without going to the website of the feed.

Fig. 3 shows how the email programme MS Outlook presents the RSS feeds you have subscribed to. They arrive directly in a folder called 'RSS'.

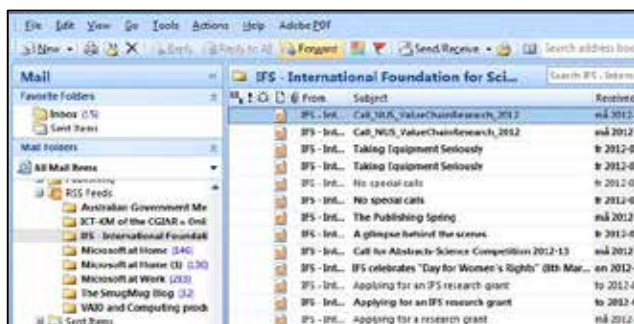


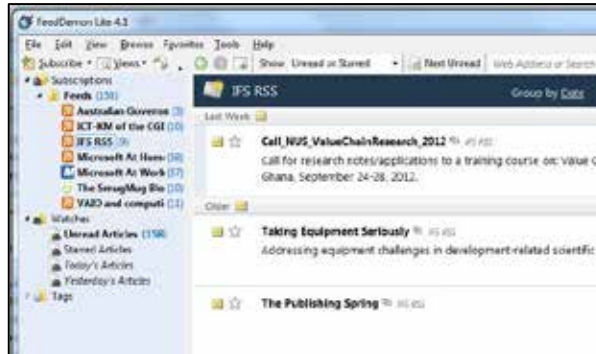
Fig. 3 RSS feeds as a folder in Microsoft Outlook

If you use Internet Explorer as your RSS reader, there will be a tab called 'Feeds' in the favorites centre (between 'Favorites' and 'History') – as shown in *Fig. 4*.



*Fig. 4* RSS feeds as seen in Internet Explorer (vers. 9)

*Fig. 5* shows the free RSS reader Feed Demon which you can download at [CNET](http://www.cnet.com).



*Fig 5* RSS feeds as seen in the free reader Feed Demon

More information:

Here's a CNET article about subscribing to RSS feeds, reviews of reader programmes and the programmes also for downloading:

[http://reviews.cnet.com/4520-10088\\_7-5143460-1.html](http://reviews.cnet.com/4520-10088_7-5143460-1.html)

Here's a YouTube video (9½ mins) about RSS – it covers a couple of different readers:

<http://www.youtube.com/watch?v=RRY6H1MkzK4>